

USER INSTRUCTIONS & SAFETY SYMBOLS



**READ BEFORE USE
KEEP FOR FUTURE
REFERENCE**

- For regular inspection, the following items shall be taken into account
- ✓ check that the stiles/legs (uprights) are not bent, bowed, twisted, dented, cracked, corroded or rotten; check that the stiles/legs around the fixing points for other components are in good condition;
 - ✓ check that fixings (usually rivets, screws or bolts) are not missing, loose, or corroded; check that rungs/steps are not missing, loose, excessively worn, corroded or damaged;
 - ✓ check that the hinges between front and rear sections are not damaged, loose or corroded;
 - ✓ check that the locking stays horizontal, back rails and corner braces are not missing, bent, loose, corroded or damaged;
 - ✓ check that the rung hooks are not missing, damaged, loose or corroded and engage properly on the rungs;
 - ✓ check that guide brackets are not missing, damaged, loose or corroded and engage properly on the mating stile;
 - ✓ check that ladder feet / end caps are not missing, loose, excessively worn, corroded or damaged;
 - ✓ check that the entire ladder is free from contaminants (e.g. dirt, mud, paint, oil or grease);
 - ✓ check that locking catches (if fitted) are not damaged or corroded and function correctly;
 - ✓ check that the platform (if fitted) has no missing parts or fixings and is not damaged or corroded.
- ✓ If any of the above checks cannot be fully satisfied, you should NOT use the ladder.

1

2

5. Do not use the ladder on a unlevel or unfirm base.



9. Do not ascend or descend unless you are facing the ladder.



6. Do not overreach.



10. Keep a secure grip on the ladder when ascending and descending. Maintain a handhold whilst working from a ladder or take additional safety precautions if you cannot.



7. Do not erect ladder on contaminated ground.



11. Avoid work that imposes a sideways load on ladders, such as side-on drilling through solid materials.



8. Maximum number of users.



4

12. Do not carry equipment which is heavy or difficult to handle while using a ladder.



5


1. Warning, fall from the ladder.



2. Refer to instruction manual / booklet.



3. Inspect the ladder after delivery. Before every use visually check the ladder is not damaged and is safe to use. Do not use a damaged ladder.



4. Maximum total load.



13. Do not wear unsuitable footwear when climbing a ladder.



14. Do not use the ladder if you are not fit enough. Certain medical conditions or medication, alcohol or drug abuse could make ladder use unsafe.



15. Warning, electricity hazard. Identify any electrical risks in the work area, such as overhead lines or other exposed electrical equipment and do not use the ladder where electrical risks occur.

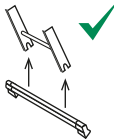


6

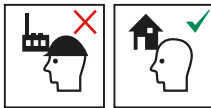
16. Do not use the ladder as a bridge.



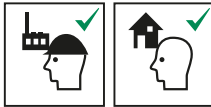
17. Where one is supplied, ensure stabiliser is fitted before use.



18. Ladder for domestic use.



19. Ladder for professional use.



35. Do not lean the ladder against unsuitable surfaces.



36. Do not stand on the top three steps/rungs of a leaning ladder.



37. Ladder shall never be moved from the top.

Standing Ladders

38. Do not step off the side of a standing ladder onto another surface.



20. Do not spend long periods on a ladder without regular breaks (tiredness is a risk).

21. Prevent damage of the ladder when transporting e.g. by fastening and, ensure they are suitably placed to prevent damage.

22. Ensure the ladder is suitable for the task.

23. Do not use the ladder if contaminated, e.g. with wet paint, mud, oil or snow.

24. Do not use the ladder outside in adverse weather conditions, such as strong wind.

25. For professional use a risk assessment shall be carried out respecting the legislation in the country of use.

26. When positioning the ladder take into account risk of collision with the ladder e.g. from pedestrians, vehicles or doors. Secure doors (not fire exits) and windows where possible in the work area.

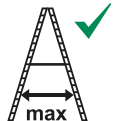
27. Use non-conductive ladders for unavoidable live electrical work.

28. Do not modify the ladder design.

29. Do not move a ladder while standing on it.

30. For outdoor use caution of wind.

39. Open the ladder fully before use.



40. Use the ladder with restraint devices engaged only.



41. Do not stand on any surface identified with this symbol.



42. Standing ladders shall not be used as a leaning ladder unless it is designed to do so.



Leaning Ladders & extending

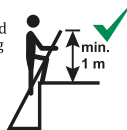
31. Leaning ladders with rungs shall be used at the correct angle.



32. Leaning ladders with steps shall be used that the steps are in a horizontal position.



33. Ladders used for access to a higher level shall be extended at least 1 m above the landing point and secured, if necessary.



34. Only use the ladder in the direction as indicated, only if necessary due to design of ladder.



43. Do not stand on the top two steps/rungs of a standing ladder without a platform and a hand/knee rail.



Combination Ladders

38. Do not climb above the top four rungs of the ladder when in the standing ladder position, with extending ladder at the top or in the stairway position.



45. Locking devices shall be checked and be fully secured before use if not operated automatically.

